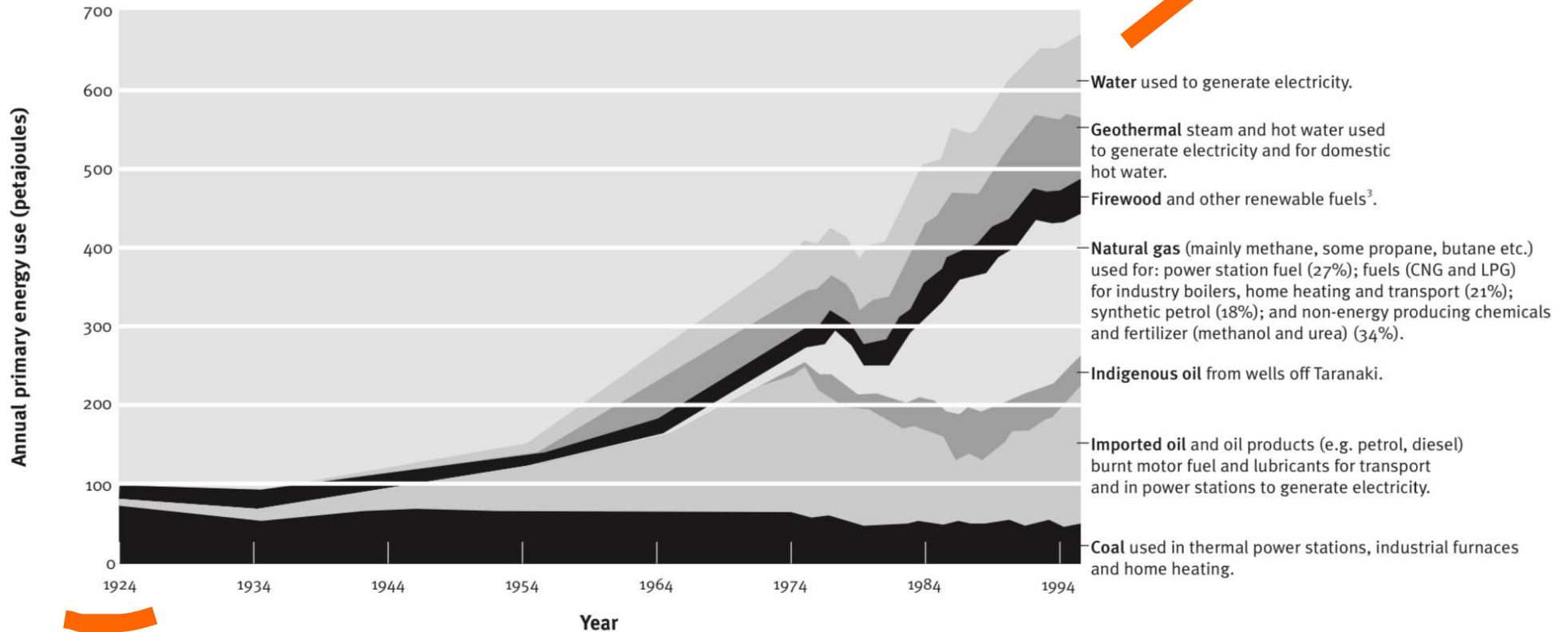


Social Licence?

Ask yourself why you want offshore energy?

- reduce emissions?
- energy security?
- energy affordability?
- creating jobs?
- creating profit?
- fossil fuel alternative?
- engineering feat?
- to be greener than others?
- maintain Business As Usual?

Trends in New Zealand's consumption of primary energy^{1,2}.



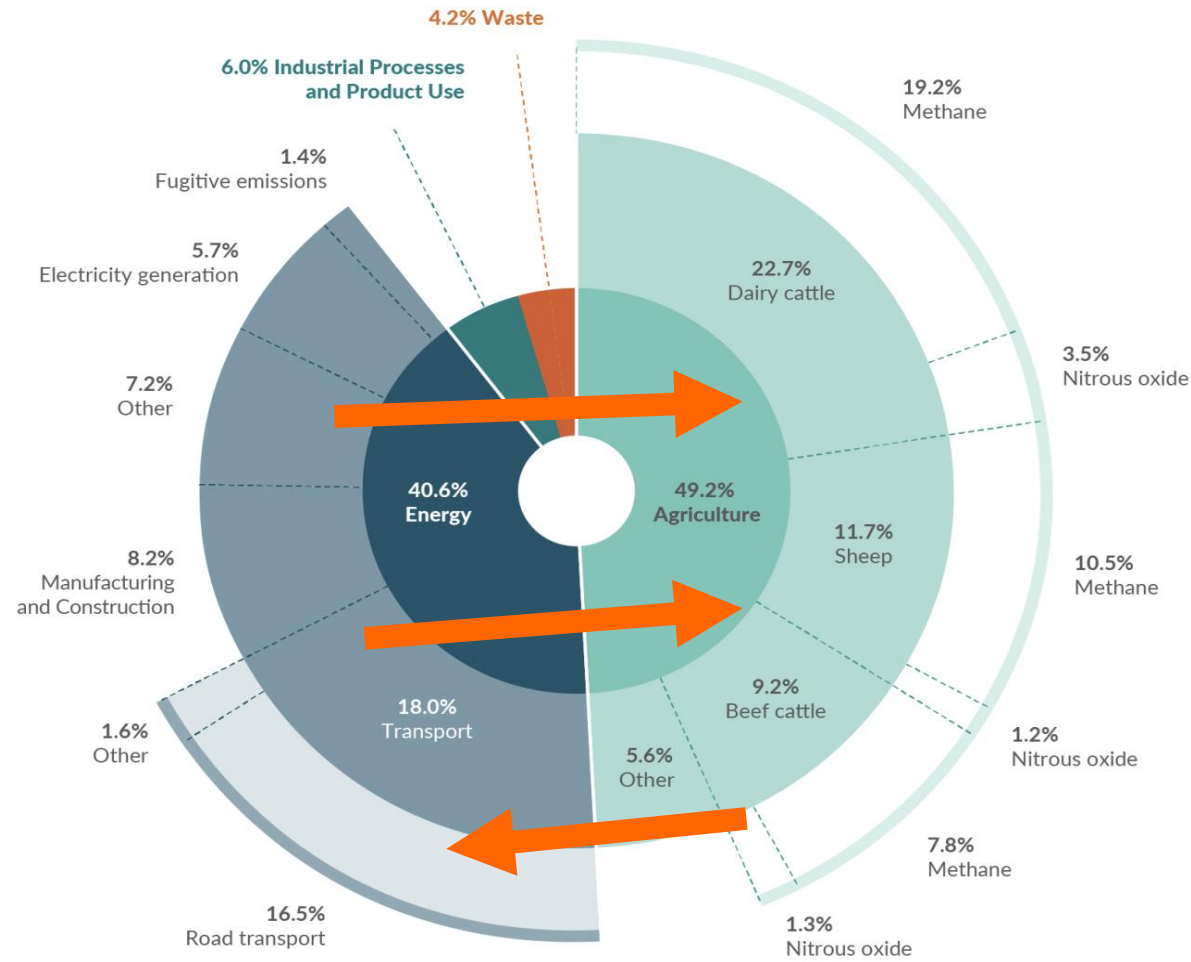
¹ Primary energy is the energy content of a resource at the point of extraction or importation. A third of the energy is lost after this point, either as waste heat (e.g. in generating electricity from fossil fuels and geothermal steam) or as non-energy products (e.g. methanol and urea from natural gas). As a result, the amount of energy actually consumed in mechanical movement, useable heat and electricity is considerably less than the amount extracted.

² Data are decadal 1924-1974, yearly thereafter.

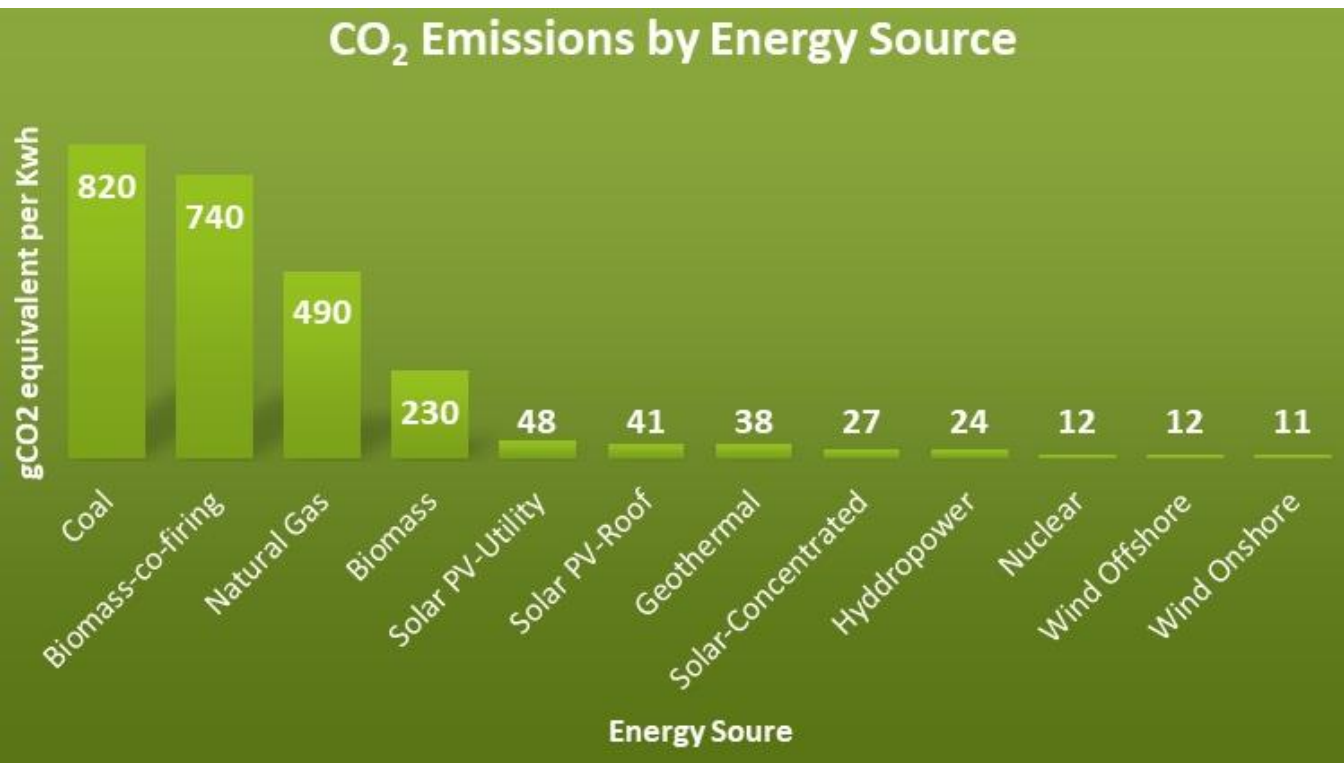
³ 'Firewood and other renewable fuels' includes wood, biogas (e.g. methane generated from rotting matter by bacteria) and industrial waste, but not water-based renewables (i.e. geothermal steam and hydro).

Source: Ministry of Commerce

Figure 2: Gross greenhouse gas emissions in 2021 by sector, sub-category and gas type



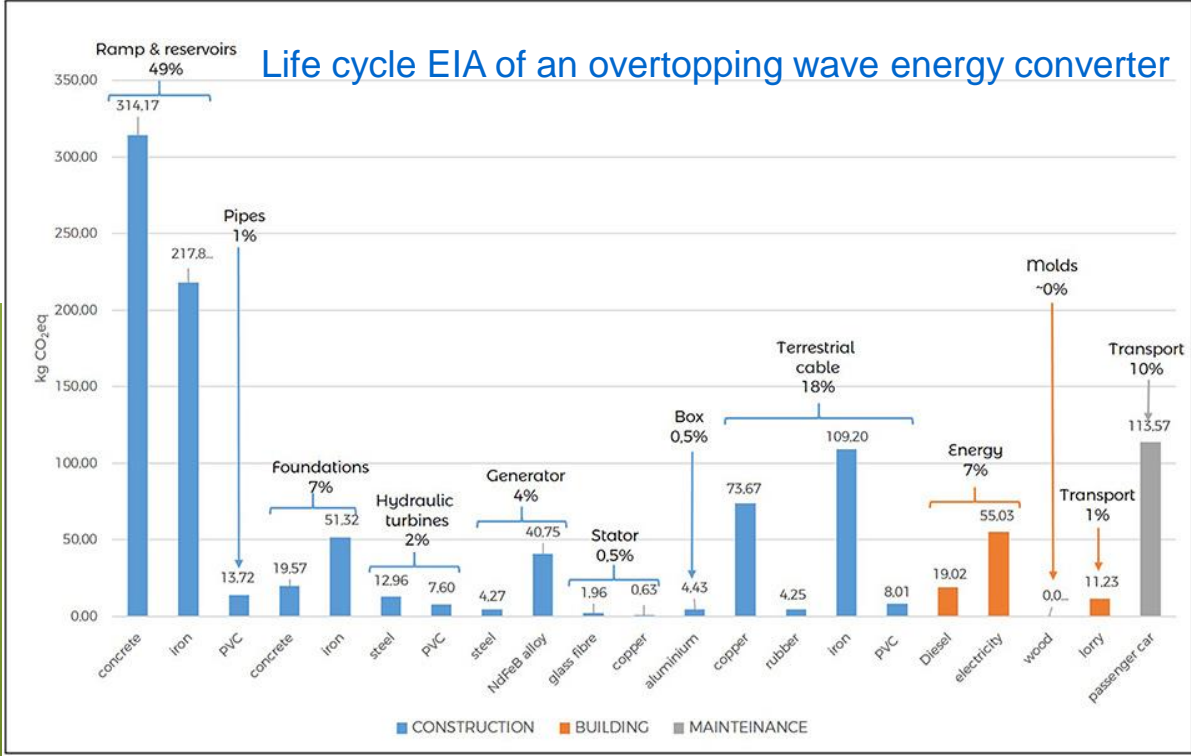
<https://environment.govt.nz/news/new-zealands-gross-greenhouse-gas-emissions-decreased-in-2021/>



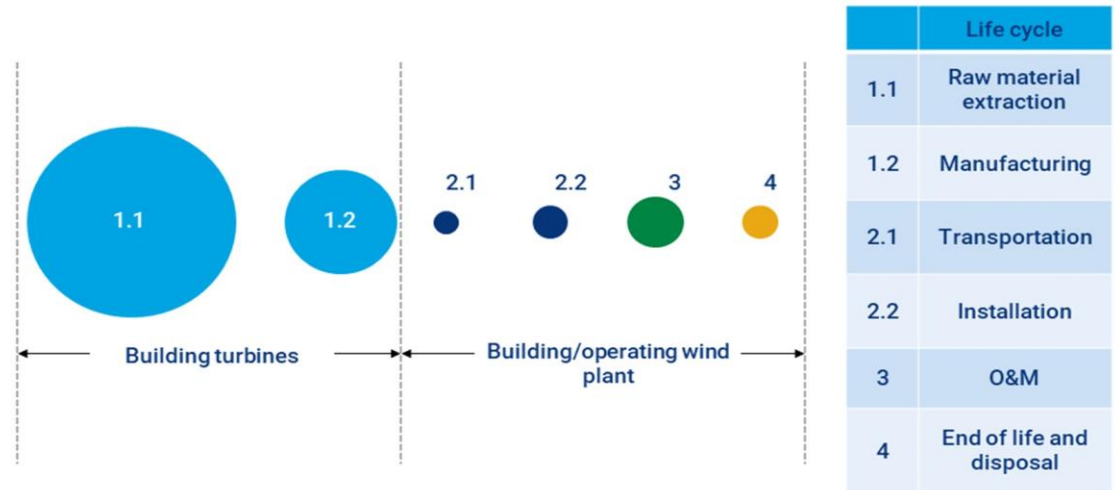
https://www.ipcc.ch/site/assets/uploads/2018/02/ipcc_wg3_ar5_annex-iii.pdf (data source)

<https://www.semanticscholar.org/paper/Lifecycle-Environmental-Impact-Assessment-of-an-in-Patrizi-Pulselli/6fc69e43b343c7ede76f9d831ea36ca03ba63a65>

<https://www.woodmac.com/news/opinion/can-wind-power-become-truly-carbon-neutral/>

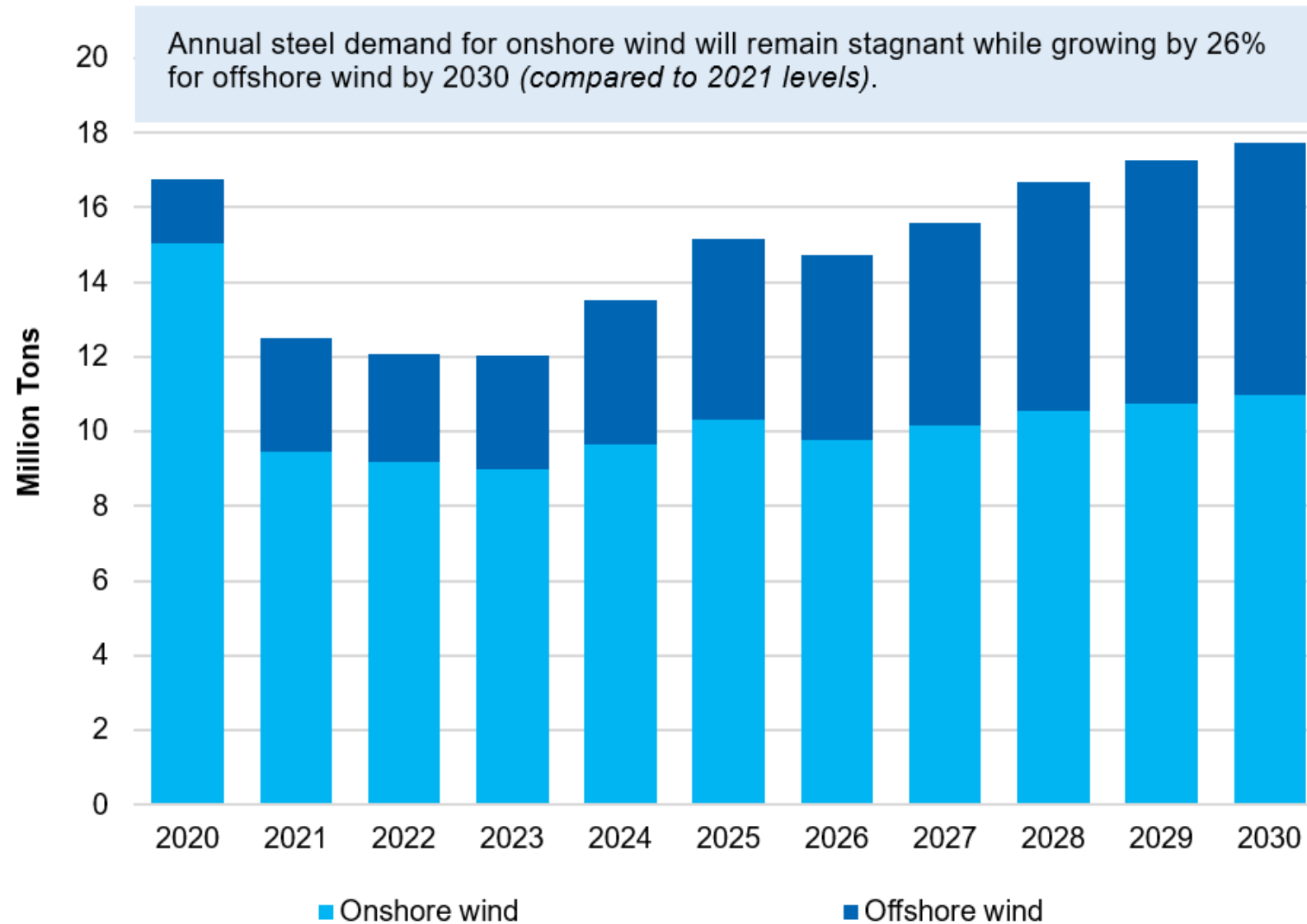


Wind power life cycle carbon emission contributions



Source: Wood Mackenzie. Size of the bubble represents relative carbon emissions in a life cycle stage.

Annual steel consumption by the wind sector by technology, 2020 - 30



“The global wind industries steel consumption is expected to double this decade reaching 147 MMT between 2021-2030, driven by forecast global additions of 960 GW. Steel is critical for both onshore and offshore wind turbines, making up 20% and 90% of turbine mass for onshore and offshore wind, respectively.” S&P Global

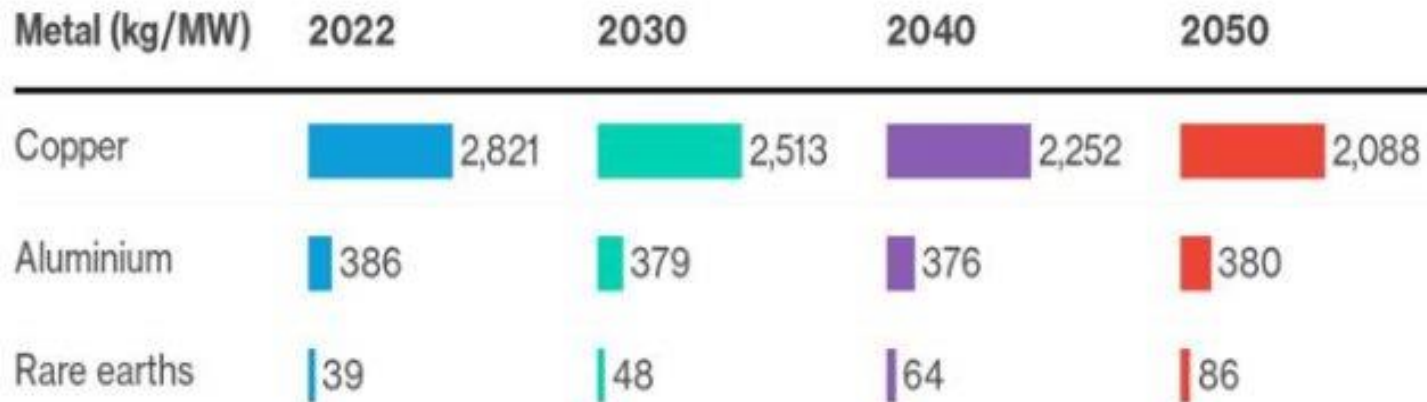
<https://www.spglobal.com/commodityinsights/en/ci/research-analysis/assessing-the-significance-of-steel-to-the-global-wind-industry.html>

Note: Steel consumption by onshore and offshore wind turbines in the future have been estimated. Global blended weighted average steel consumption per turbine has been used to calculate the global steel demand.

Source: IHS Markit

© 2021 IHS Markit

Wind power metal intensity (onshore)



Source: BloombergNEF

Wind power metal intensity (offshore)



<https://about.bnef.com/blog/aluminum-copper-use-to-shrink-in-future-wind-and-solar-farms/>

“Nevertheless, the total volume of metals used in the next few decades will increase as the energy transition ushers in more clean power capacity and storage, and this could lead to a supercycle for the **metals and mining** industry. Copper, aluminum, lithium and steel are the four key metals powering the change.” Bloomberg NEF, Feb 2023

Cumulative Effects

and

Precautionary Principle

Commercial interest in 'Saudi Arabia of Wind'?



Blue Float & Elemental, March 2023



Taranaki Offshore Partnership (NZ Super & CIP), March 2023

25-40km off the coast of South Taranaki
 Water depths 25-60m
 Up to 70 fixed offshore wind turbines
 Up to 1GW installed capacity in the first stage
 (option of a second stage for a total capacity of 2GW)
 Predicted capacity factors of 50-55%

Our ambition for Aotearoa:
 500MW to 1GW of offshore wind operational by 2032
 Primary area of interest: South Taranaki EEZ

Parkwind, March 2023

Taranaki A 1000 MW Floating
 Taranaki B 1000 MW Fixed
 Waikato 1000 MW Floating



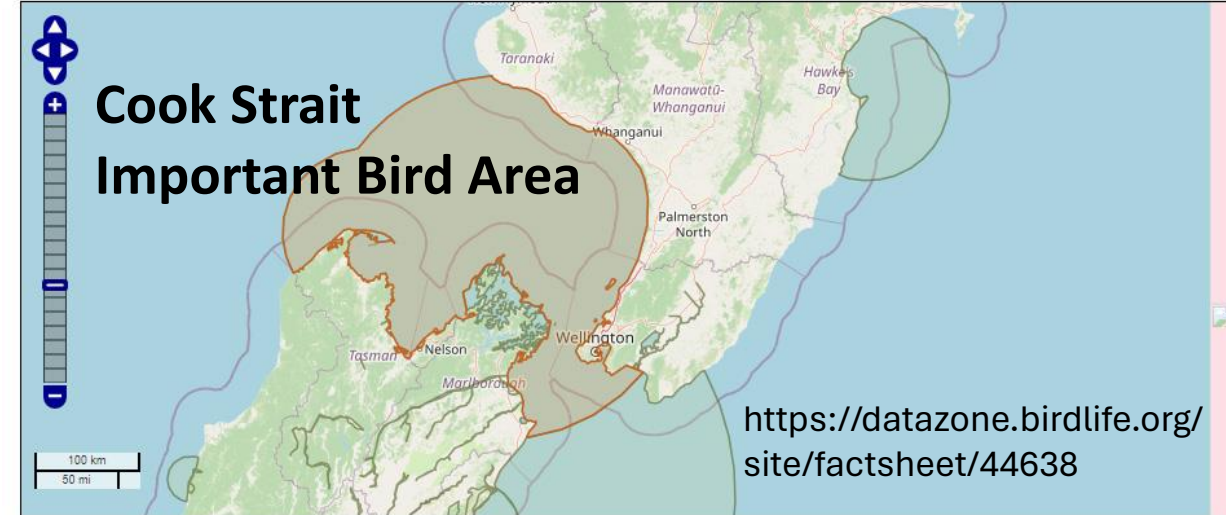
Oceanex NZ, March 2023

And more...

Seabird capital of the world

“At least **145** species of seabirds occur in New Zealand waters. 95 of these species breed here, with more than one third of these breeding species being **endemic**. New Zealand has the greatest number of resident seabird species and the greatest number of endemic seabird species of any country... More than one third of all seabird species are found in the New Zealand EEZ during their non-breeding periods...” John Cockrem, Oct 23

Statement of evidence re EPA TTR seabed mining reconsideration.



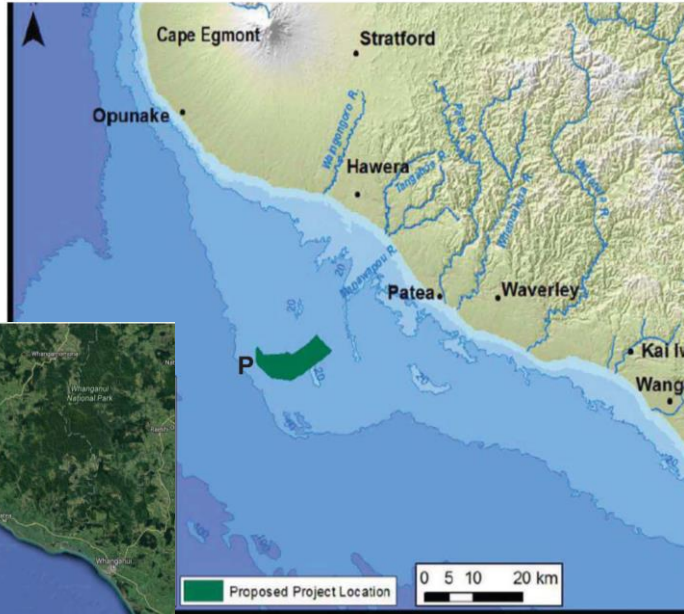
“As Forest & Bird stated in its original submission, the starting point for managing feasibility activities for offshore renewable energy development in the marine environment should be to **safeguard marine biodiversity.**”

Forest and Bird, Aug 2023 (Submission on MBIE Developing a Regulatory Framework for Offshore Renewable Energy Second Discussion Document)

Fairy prion

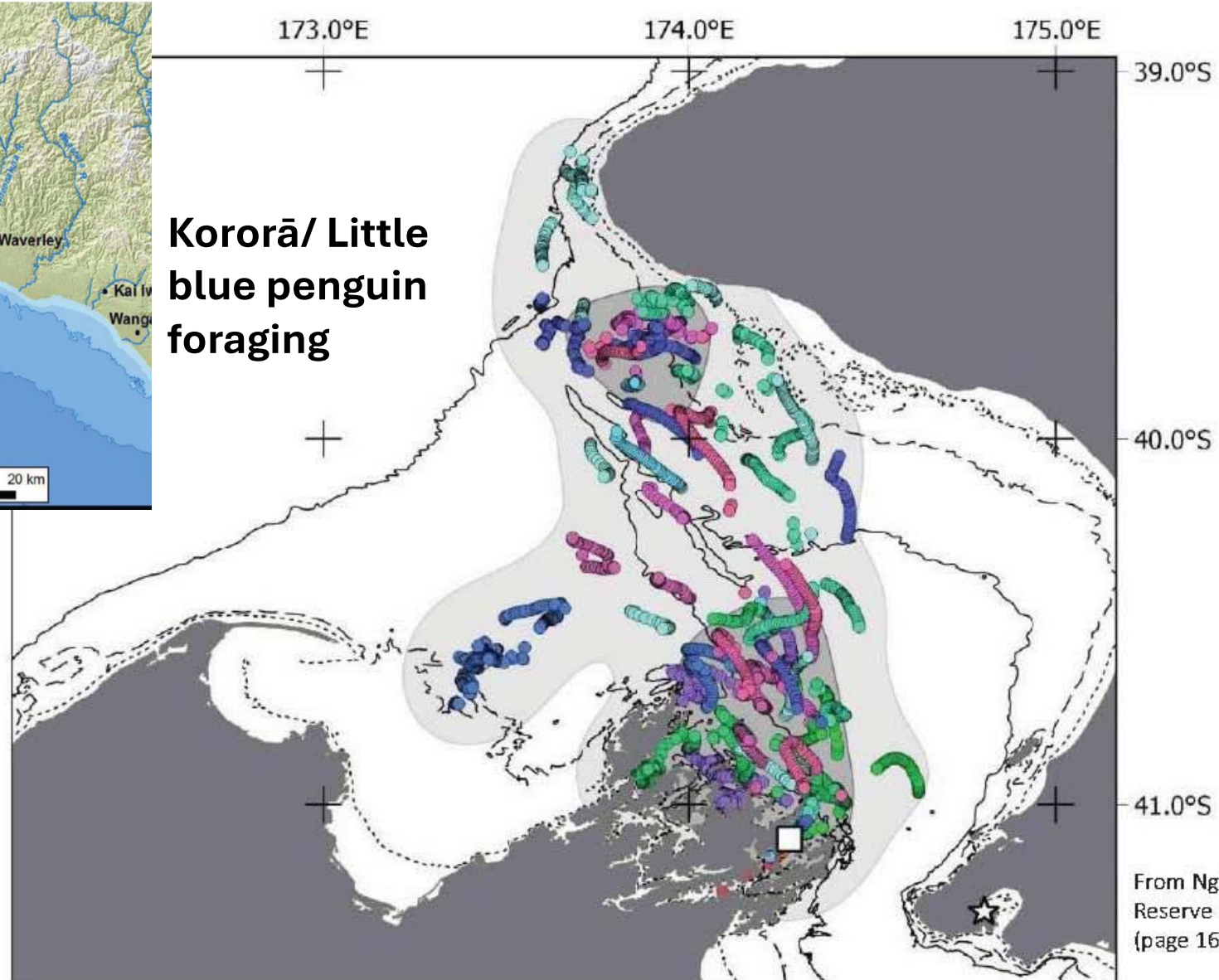


P = 100 000 prions



Foraging trips completed by fourteen little blue penguins tagged at Motuara Island, Marlborough, during the incubation period in Spring 2015. Eleven of the fourteen penguins foraged in waters off South Taranaki. These data are Te Papa copyright and summarised in Poupart et al. (accepted for publication in NZ Journal of Zoology).

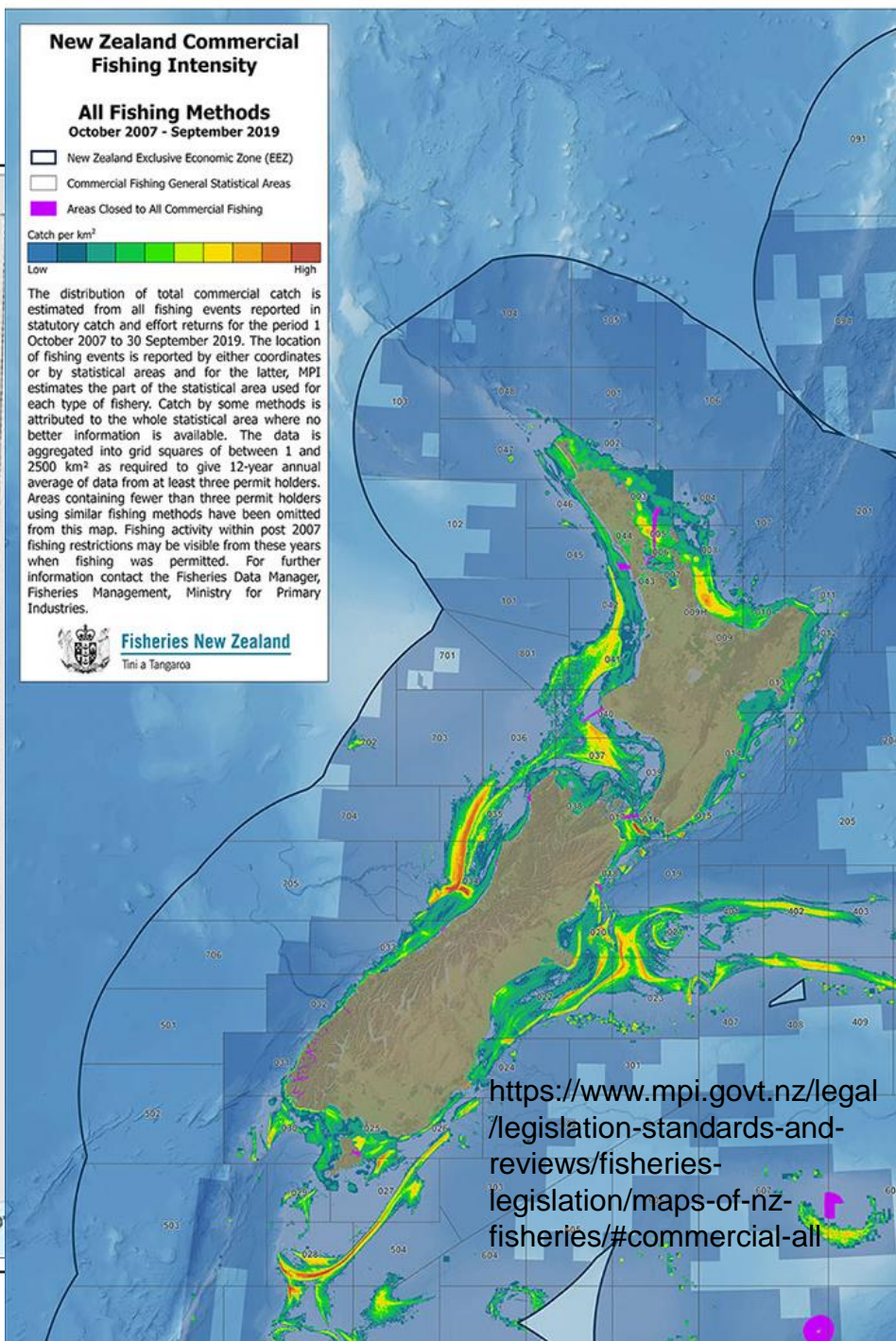
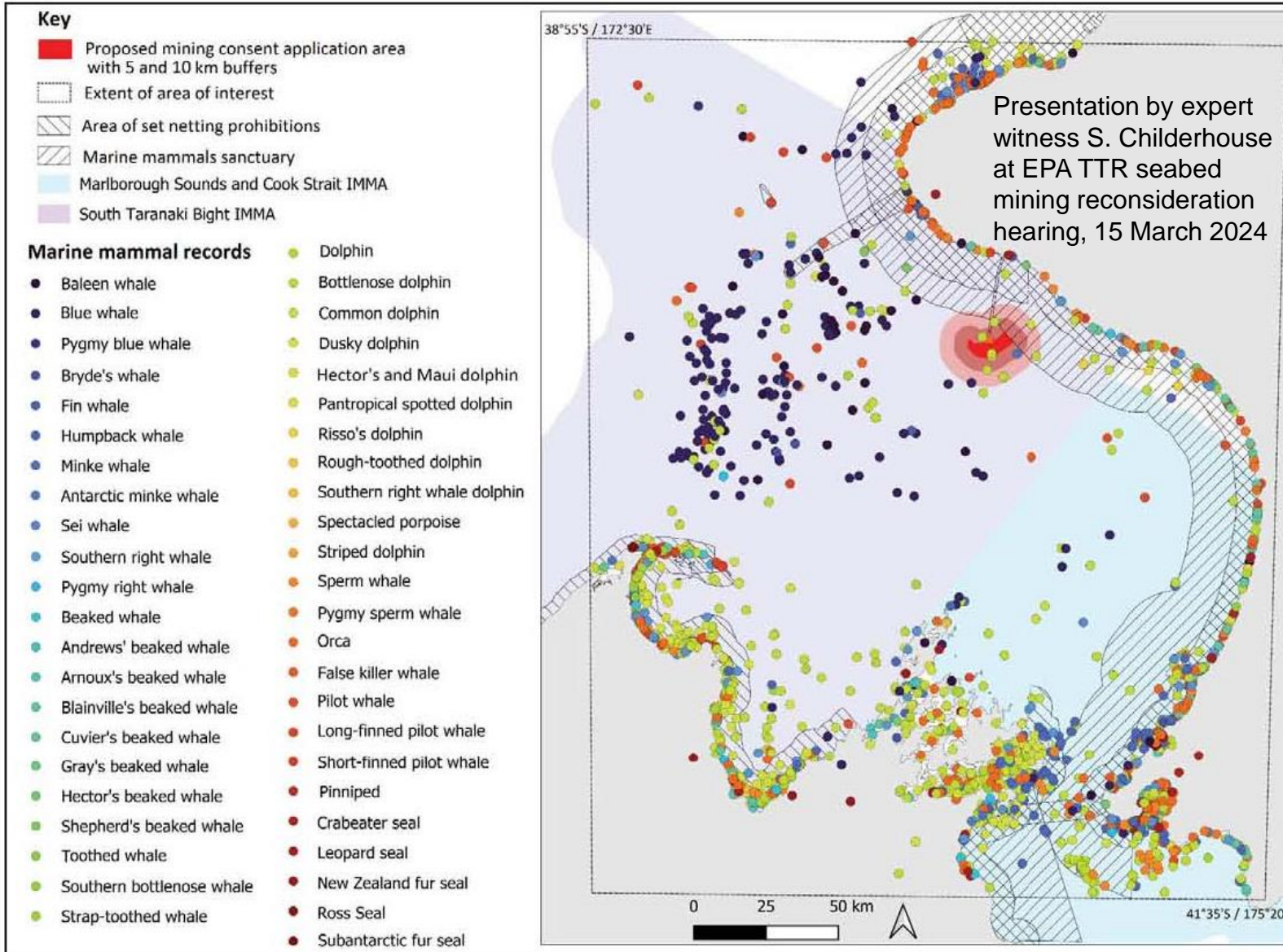
Kororā/ Little blue penguin foraging



Source: Presentation by expert witness J. Cockrem at EPA TTR seabed mining reconsideration hearing, 15 March 2024

From Ngā Motu Marine Reserve Society Submission (page 16).

Marine Mammal Hotspot



NZ Blue whale population



“...everybody agreed that it's important to consider the **cumulative impacts** that these populations might face. That's not just the impacts from the seabed mining, but that's those impacts on top of what they're already experiencing from dramatic impacts of **climate change** to having vessel traffic through their area to oil and gas exploration in the area...”

Leigh Torres, expert witness at EPA TTR seabed mining reconsideration hearing, 15 March 2024



Cause of death?

- Extreme weather event
- Lack of food source
- Marine heat wave
- Disease
- Others...

Impact assessment

- “To be accurate risk calculation relies on **adequate data and understanding** of the species that will potentially be impacted.
- At this stage it is likely **premature** to be considering impact assessment for any large REG development
- The **scale of proposals** is likely to have non-linear impacts.
- There are **existing pressures** on NZ’s biodiversity. The capacity of the environment to absorb additional impact will need to be understood.
- **Alternatives** need to be thought about broadly and for all stages –pre-construction through to decommissioning”

Department of Conservation Presentation at Ara Ake Offshore Renewable Energy Forum, 9 March 2023, New Plymouth <https://www.araake.co.nz/news-and-events/oref/>

E.g. Matuku / Bittern



Photo: DOC presentation at NZWEA conference, Sep 2023

**Precautionary
Principle!
Don't Fast Track!**



Aotearoa New Zealand – Leadership

Demand already exists

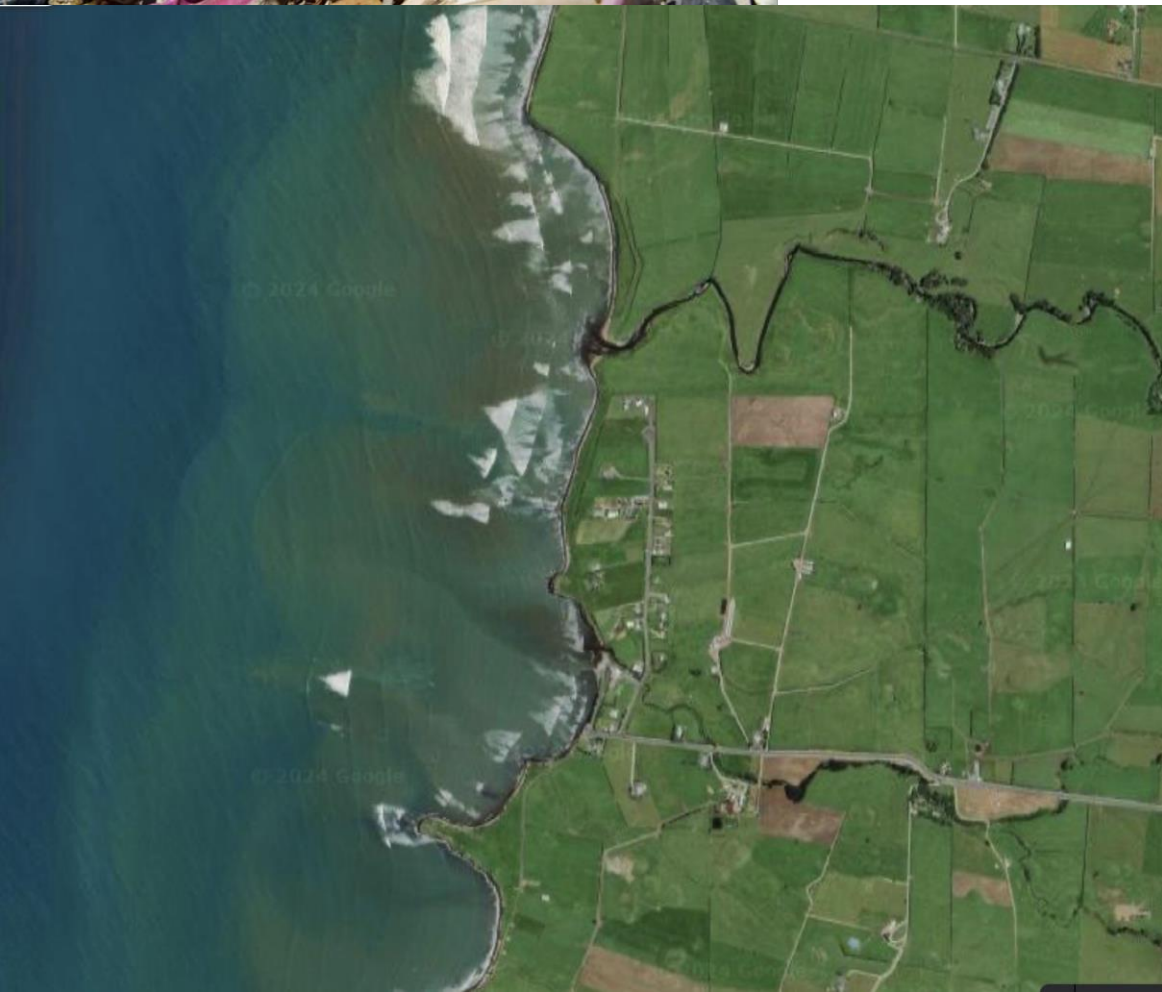
- ⤴ Power to X
- ⤴ Road transport
- ⤴ Air and marine transport
- ⤴ Industrial thermal processes
- ⤴ Recycling
- ⤴ Healthy Homes Initiative

The reality

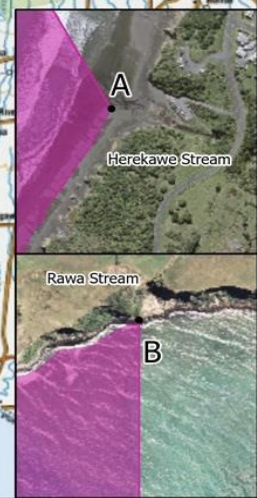
- Renewable energy and fossil fuels cannot meet growing energy demands without exacerbating our global **polycrisis** (e.g. climate, ecological, social...)
- Export economy not sustainable environmentally, socially or economically
- Alternatives exist
- Put **essential needs** as top priorities, shrink other energy & material demands

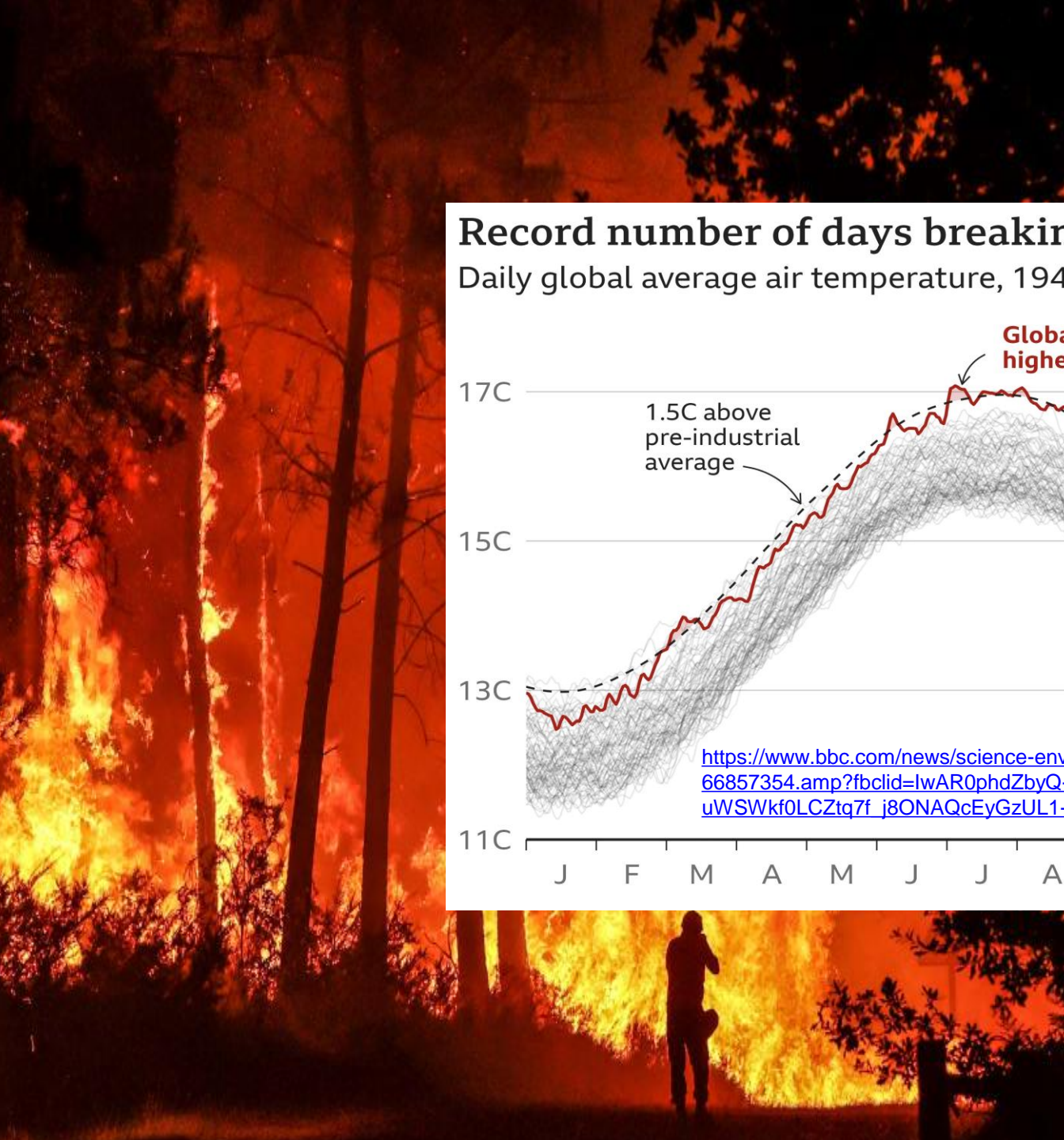


Rubbish, Run-off & Rāhui



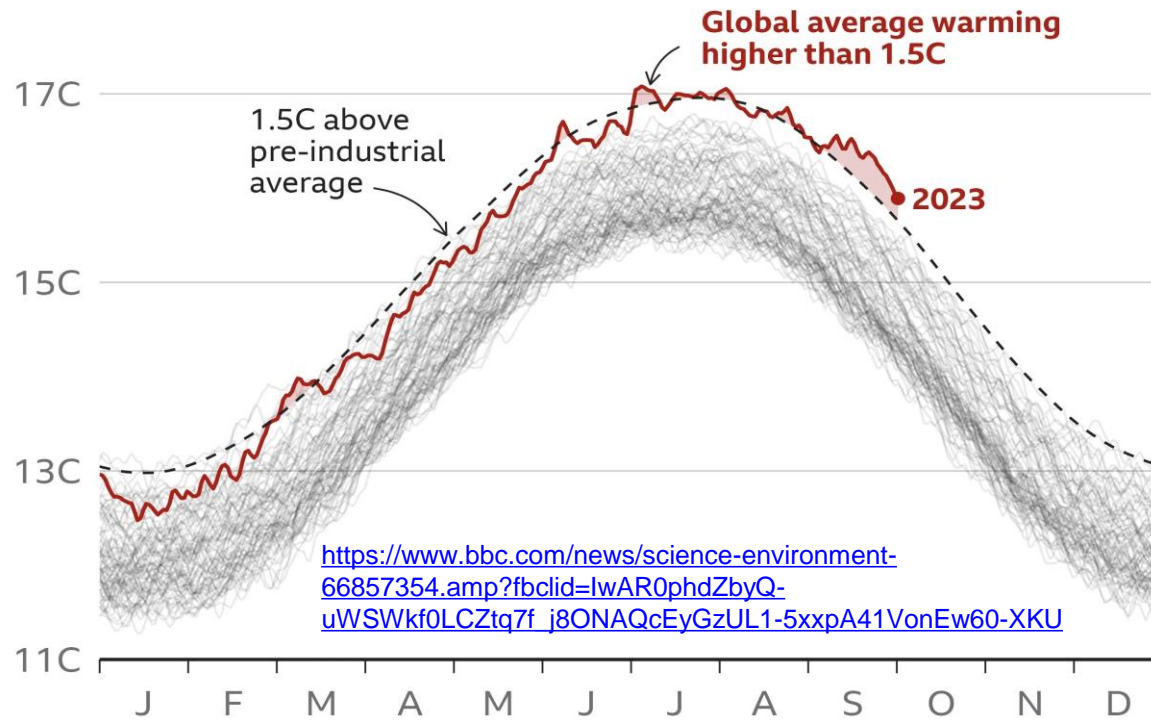
Information shown in this Map is based on a summary of data obtained from various sources. While all reasonable measures have been taken to ensure the accuracy of the Map, the Crown and its servants accept no liability whatsoever in relation to any loss, damage or other costs resulting from any person's use of the Map, including but not limited to any compilations, derivatives or reproductions of the Map. © Crown Copyright 2024. Primary Industries (MPI).





Record number of days breaking 1.5C in 2023

Daily global average air temperature, 1940-2023





Social Licence?

1. Contributes to **actual reduction in carbon emissions**
2. **Zero harm** and beneficial to **Taiao** / ecological systems
3. **Zero harm** and beneficial to local **communities**